



# HEATED BUFFET DISPLAY

MANUAL OF INSTRUCTIONS FOR USE AND INSTALLATION



# SAFETY








It is the responsibility of the owner of this appliance to ensure that all safety rules contained within this manual are strictly adhered to. Failure to do this could result in permanent injury or even death.

The manufacturer accepts no responsibility for any damage, injury or loss as a result of not complying with the following safety instructions.

The manufacturer will accept responsibility for any damage, injury or loss arising from faults in the manufacture and assembly of the appliance. In cases where the equipment is defective, please refer in the first instance to your supplier




KEY:

	<b>WARNING:</b> This sign indicates that the instructions <b>MUST</b> be followed correctly or there is an increased risk of damage or injury
	<b>CAUTION:</b> This sign indicates immediate risky conditions should the safety advice not be followed correctly
	<b>DANGER:</b> This sign indicates a high risk of danger should safety instructions not be applied correctly. Attention must be paid at risk of injury or material damage
	<b>DANGER:</b> High risk of electrical shock in this area, all necessary precautions must be taken.
	<b>Equipotential connection terminal</b> – If necessary it must be connected to other equipment to realise the potential.

## TECHNICAL DATA

MODEL	DIMS (HxWxD)	CURRENT	HP	SUPPLY	WEIGHT (Kg)	AREA M <sup>3</sup>	GAS R134a
GB3	1320 x 1190 x 900	3.5amp	3/8	230v	110	1.19	130g
GB4	1320 x 1190 x 900	3.5amp	3/8	230v	125	1.62	130g
GB6	1320 x 2180 x 900	3.5amp	1/2	50Hz	190	2.58	130g

## TRANSPORTATION AND INSTALLATION

	During transportation, take necessary precautions to ensure that the unit is secured correctly, reducing the risk of toppling or getting damaged in transit
	Site the unit on a flat and even surface
	Do not install near flammable or explosive materials. In order to ensure the unit runs correctly, avoid positioning in direct sunlight, or any other intense heat sources such as ovens or radiators.

## GENERAL INSTRUCTIONS

The users accept to conform with the requirements included in the user manual, failure to do so will result in the warranty being invalid. The user also accepts that they have been informed about the limited guarantee liability, at the beginning of this manual.

### BEFORE INSTALLATION

- Ensure that no person or living body be placed on or in the unit
- Do not allow children or any other unauthorised person to operate the machine
- Ensure that the unit has been disconnected from the electrical supply before cleaning or maintenance
- Ensure that the unit is suitably earthed before connecting to the power supply