

# Frostar

## Front Opening Glass Froster



Nothing beats a cocktail or beer served in an ice cold, frosted glass! Frostar from IMC ensures rapid cooling and frosting of all type of glasses as well as the chilling of a wide range of liqueurs. Frostar is the perfect complement at any bar, restaurant or club, its front loading design ensures a fast efficient delivery of ice cold glasses.




# Frostar










## Front Opening Glass Froster

The Frostar range of glass frosters are perfect for cocktail, beer and champagne glasses, they enhance presentation and keep drinks colder for longer.

The Frostar range are designed for use in commercial bars, the professional stainless steel glass frosters offer a low temperature range for chilling glasses and liqueurs. Choose from a solid door or glass fronted option, both are ideal for placement in back bars.



### Glass and bottle freezing

-  Front opening glass froster for drinks glasses and liqueur bottles
-  Stainless steel interior and exterior (painted exterior option available)
-  Low U value glass prevents condensation
-  Efficient and powerful cooling system
-  Electronic thermostat with digital display and automatic defrost
-  Available with solid or glass door
-  Right or left-hinged door options
-  Internal lighting on all models
-  Internal temperature range -10° C / -15° C

Other options in the IMC glass froster range



**Frostar** Top opener



**Frostar** glass cooler



**Frostar** solid door

<b>Frostar - Front Opening Glass Froster</b>		
Model	FZ900	FZ800
Code	F49/600	F49/700
Glass Capacity	50	50
<b>External Dimension</b>		
Height (mm)	900	800
Width (mm)	600	600
Depth (mm)	500	500
<b>Internal Dimension</b>		
Height (mm)	754	654
Width (mm)	526	526
Depth (mm)	376	376
<b>Operating Temperatures (°C)</b>		
Ambient Temperature	+10 to +32	+10 to +32
Internal Operating Temperature	-10 to -15	-10 to -15
<b>Electrical Information</b>		
Voltage (Volts)	230	230
Frequency (Hz)	50	50
Phase	1	1
Current Draw (Amps)	2.9A	2.9A
Power (kW)	0.306kW	0.306kW
<b>Shipping Specifications</b>		
Net Weight (kg)	57.5	55
Gross Weight (kg)	64	61.5
Packing size (mm) (h x w x d)	970 x 665 x 580	970 x 665 x 580
Packing Volume (m <sup>3</sup> )	0.37	0.37

Specifications are subject to change without notice.

### Imperial Machine Company Limited

Unit 1 Abbey Road,  
Wrexham Industrial Estate  
Wrexham LL13 9RF  
United Kingdom

Tel: +44 (0)1978 661155  
Fax: +44 (0)1978 729990  
Email: Sales@imco.co.uk  
www.imco.co.uk

