






















Machine	Explode	Code	Description
Waring Bar Blender 2 Speed plus Pulse	01	WA320	COVER LID
Waring Bar Blender 2 Speed plus Pulse	02	WA319	JAR LID / 44 OZ. CONTAINER
Waring Bar Blender 2 Speed plus Pulse	03		JAR / 44 OZ.- 5 ½ CUPS EASTMAN-COPOYESTER
Waring Bar Blender 2 Speed plus Pulse	04	WA322	JAR SEAL
Waring Bar Blender 2 Speed plus Pulse	05		BLENDING ASSY
Waring Bar Blender 2 Speed plus Pulse	06	WA323	JAR BOTTOM
Waring Bar Blender 2 Speed plus Pulse	07		BLADE & SHAFT ASSY
Waring Bar Blender 2 Speed plus Pulse	08		V SEAL
Waring Bar Blender 2 Speed plus Pulse	09		BEARING HOLDER
Waring Bar Blender 2 Speed plus Pulse	10		WASHER / NYLON
Waring Bar Blender 2 Speed plus Pulse	11	WA316	CLUTCH
Waring Bar Blender 2 Speed plus Pulse	12	WA348	JAR COVER / S.S. CONTAINER
Waring Bar Blender 2 Speed plus Pulse	13	WA347	JAR/ 32 OZ/ STAINLESS STEEL
Waring Bar Blender 2 Speed plus Pulse	14	WA316	CLUTCH
Waring Bar Blender 2 Speed plus Pulse	15	 WA032	CAP WASHER WASHER (3 rd , 2 nd generation & older models)
Waring Bar Blender 2 Speed plus Pulse	16	 WA326	TOP HOUSING TOP HOUSING (2 nd generation & older models)
Waring Bar Blender 2 Speed plus Pulse	17		PANEL MOUNT SCREW 4 REQ.'D
Waring Bar Blender 2 Speed plus Pulse	18		SWITCH ASSY. / 230 VOLT
Waring Bar Blender 2 Speed plus Pulse	19	WA315	UPPER MOTOR MOUNT
Waring Bar Blender 2 Speed plus Pulse	20	WA346	RUBBER BUSHING 4 REQ.'D
Waring Bar Blender 2 Speed plus Pulse	21	WA336	EYELET 4 REQ.'D
Waring Bar Blender 2 Speed plus Pulse	22	WA337	SCREW 4 REQ.'D
Waring Bar Blender 2 Speed plus Pulse	23	 WA414	MOTOR 240 VOLT ECM MOTOR
Waring Bar Blender 2 Speed plus Pulse	24	 WA332	BAFFLE –SHROUD BAFFLE – SHROUD (OLDER MODELS)
Waring Bar Blender 2 Speed plus Pulse	25		LEAD / RED
Waring Bar Blender 2 Speed plus Pulse	26		LEAD / BROWN
Waring Bar Blender 2 Speed plus Pulse	27	WA404	RESISTOR ASSY.
Waring Bar Blender 2 Speed plus Pulse	28	WA397	EMI FILTER ASSY.
Waring Bar Blender 2 Speed plus Pulse	29	WA105	CABLE TIE 5 REQ. 'D CABLE TIE 7 REQ. 'D (2 nd generation & older models)
Waring Bar Blender 2 Speed plus Pulse	30		CRIMP CONNECTOR 5 REQ.'D
Waring Bar Blender 2 Speed plus Pulse	31	 WA002	SCREW 2 REQ.'D SCREW 3 REQ.'D (2 nd generation & older models)
Waring Bar Blender 2 Speed plus Pulse	32	WA010	LOCK WASHER 4 REQ.'D LOCK WASHER 6 REQ.'D
Waring Bar Blender 2 Speed plus Pulse	33		STRAIN RELIEF
Waring Bar Blender 2 Speed plus Pulse	34	 WA415	CORD SET CORD SET (2 nd generation & older models)
Waring Bar Blender 2 Speed plus Pulse	35	  WA339	BOTTOM HOUSING BOTTOM HOUSING (2 nd generation) BOTTOM HOUSING (older models)
Waring Bar Blender 2 Speed plus Pulse	36	WA341	SCREW 4 REQ. 'D
Waring Bar Blender 2 Speed plus Pulse	37	WA317	SUCTION CUP FOOT 4 REQ.'D
Waring Bar Blender 2 Speed plus Pulse	38		BOTTOM PLATE PLUG