



WATER



GAS



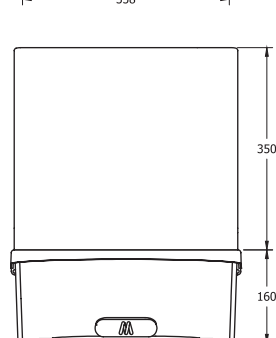
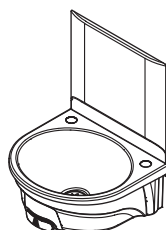
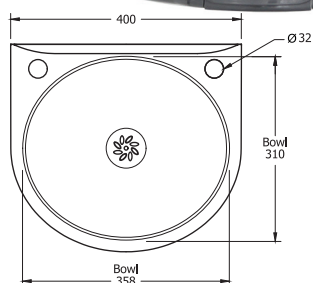
ENVIRONMENT




PEST
CONTROL

HAND WASH STATIONS

BASIX



FRONT VIEW



SIDE VIEW

MAINTENANCE & CLEANING

Cleaning chrome: Do not use abrasive, chlorine or acid-based cleaning products. Avoid contact with concentrated bleach. Clean with soapy water using a cloth or sponge.

BSX-400i-TX-BL

The BSX-400i-TX-BL The new BaSix range is the next generation of hand wash stations, designed to promote optimal hygiene practise with minimal fuss. High grade polished 304 Austenitic stainless steel for bowl and deck, and a high grade, high strength injection moulded ABS-Polycarbonate for the skirt.

with a pair of AquaTechnix LEVER taps. Basin dia.: O/D: 300 x 320 x 160mm. Bowl: 260mm dia. X 130mm deep.

- WRAS approved across the whole range.
- Curved design ideal for commercial kitchens.
- No sharp corners for kitchen staff to knock into.
- Easy to clean integral flush grated waste reduces the risk of bacterial development.
- Bowl and deck are permanently bonded to the skirt, removing the need for exposed bolts and rivets.
- High strength injection moulded skirt removes the possibility of cut hazards created by sharp stainless steel edge.
- Mounting bracket with integral spirit level for fast and easy installation.
- Optional waste bins can be fitted to all models.
- Stylish, functional design.

FURTHER OPTIONS

Model	Description
BSX-SPD	Optional Soap Dispenser
BSX-WASTE-BIN	Optional Waste Bin Hangs neatly under the basin

